

The Valley Hospital Gamma Knife Center



Care Like No Other®
ValleyHealth.com



THE VALLEY HOSPITAL GAMMA KNIFE CENTER

Our desired outcome is the same as yours – results.

At the Valley Gamma Knife Center, we believe in starting with outcomes. It is with this in mind that we have invested in state-of-the-art technology, exceptional doctors and a caring staff to ensure that the outcome of your treatment is superior to other options. Also, since we're part of Valley Health System, we put our emphasis on your journey, improving outcomes without forgetting how important it is to be human.

For more information, call 201-634-5677 to contact one of our nurse navigators or visit ValleyGammaKnife.com.

WHAT IS GAMMA KNIFE RADIOSURGERY?

Despite its name, Gamma Knife is not a blade that cuts, but a highly sophisticated noninvasive technology that uses radiation to damage targeted tissue in a very precise manner while minimizing exposure to healthy surrounding tissues and critical structures. This highly precise and focused treatment is called stereotactic radiosurgery. The treatment reduces the risk of potential side effects that might impact normal brain function and your quality of life.

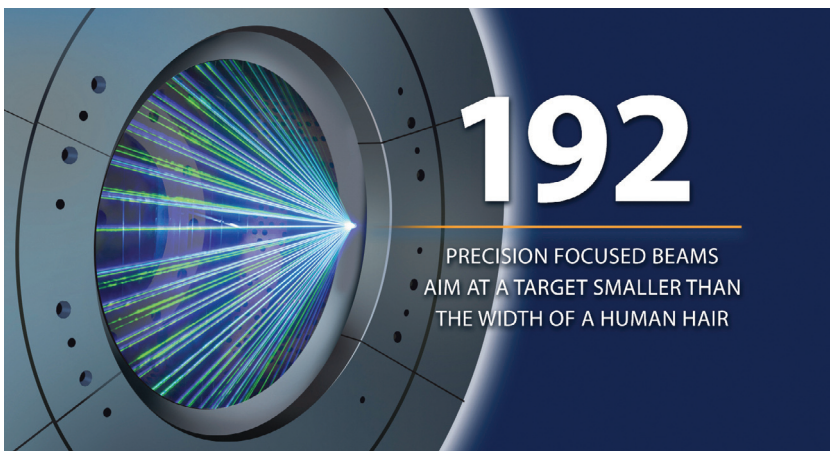
The commonly used phrase Gamma Knife “surgery” is largely a misnomer. The technology is not a “knife” in the traditional meaning of the word, nor is it “surgery” given that no incisions are made and there is no overnight stay in a hospital or extended recuperation period.

Instead, highly focused beams of radiation are directed to the treatment area. The shape and dose of the radiation are optimized to hit only the target, with minimal effects to surrounding healthy tissue.

Gamma Knife is performed in an outpatient setting and does not require a hospital stay. Soft music will be playing in the background. You can speak with and hear your doctor throughout the procedure.

Most treatments are completed in less than 70 minutes.

Many patients will only need a single treatment session, though this depends on each patient’s individual diagnosis.



The procedure is simple, painless and straightforward and patients can resume normal activity shortly after treatment. Your physician will determine the type of treatment you receive, based on your diagnosis and your specific treatment needs. For many indications, Gamma Knife treatment is delivered in a single session. For others, you may be offered fractionated stereotactic radiosurgery, which divides the total radiation dose over 2–5 treatment sessions.

WHAT CONDITIONS CAN BE TREATED?

Gamma Knife radiosurgery is a safe and effective method for treating cancer and neurological conditions in the brain. Trigeminal neuralgia and brain cancer are two of the many diagnoses treatable with Gamma Knife radiosurgery.

The Gamma Knife is used to treat a number of conditions affecting the brain, including:

- **Brain metastases** – tumors arising from other sites, such as the lung or breast
- **Trigeminal neuralgia (tic douloureux)** – a severe and debilitating condition that causes electric-like facial pain
- **Acoustic neuromas (vestibular schwannomas)** – noncancerous, typically slow-growing tumors that form on the nerve that connects the brain and the inner ear, causing hearing loss, ringing in the ear, dizziness, and loss of balance
- **Meningiomas** – noncancerous brain tumors that grow from the tissue covering the brain and spinal cord
- **Vascular malformations (AVMs)** – benign nests of abnormal blood vessels in the brain.

THE TECHNOLOGY: THE LEKSELL GAMMA KNIFE® ICON™

Our Leksell Gamma Knife Icon system, the latest generation Gamma Knife and the most advanced on the market today, offers patients these benefits:

- Bloodless, painless, incision-free stereotactic radiosurgery
- Fast, precise treatment of one or more sites within one session

- Ideal for hard-to-treat tumors or for patients who cannot undergo neurosurgery
- Does not require anesthesia nor an overnight hospital stay, with a return to normal activities usually within 24 hours
- Does not require patients to stop taking important medications for the treatment

The Gamma Knife Icon enables Valley's clinical team to treat virtually any location in the brain with ultrahigh precision, minimal effect to healthy tissue and, for select patients, an alternative to the head frame used in most gamma knife treatments.

A HEALING ENVIRONMENT

Our Gamma Knife Center is located inside the Robert and Audrey Luckow Pavilion, a warm, healing environment where a number of outpatient services are provided. With soothing piano music in the lobby and beautiful artwork, the Luckow Pavilion is a nurturing environment that patients and family members find soothing and relaxing.





HEAR FROM OUR PATIENTS

"The doctors, nurses and everyone were really nice and even better, I felt no discomfort during the procedure."

– Charles S.

"I was completely free of pain less than three months after the procedure."

– Lois S.

"They cared about me not as just a patient, but as a person."

– Kate C.

"I am now experiencing a quality of life that I didn't think was ever possible again."

– Paul B.

"I was just desperate for the treatment to get rid of the pain, and it worked. I'm a success story!"

– Mary H.

Read their stories at ValleyGammaKnife.com.

YOUR TREATMENT TEAM

Nurse Navigators

The Gamma Knife Center's nurse navigators are the backbone of our patient support system. They act as the go-to people for assistance with everything including verifying insurance, scheduling appointments and educating patients and their families. They will field your questions and concerns, care for you on treatment day and coordinate follow-up care. As your personal care concierge, they will be with you during the entire process on your road to recovery.

Call 201-634-5677 or use the box on ValleyGammaKnife.com to send an email to our nurse navigators.




Kelly LoPresti, MSN, NP-C



Susan Visco, BSN, RN,
CNRN



Fig Sakollari, RN, BSN



Mija Maldonado, RN, BSN

Neurosurgeons

Anthony D'Ambrosio, MD, FAANS
Co-Director, The Valley Hospital
Gamma Knife Center; Director,
Neuro-Oncology Disease Management
Team; Associate Director, Department
of Neuroscience; and Assistant Professor
of Neurological Surgery, Columbia
University, College of Physicians
and Surgeons



Areas of specialization and expertise include Gamma Knife Icon, microvascular decompression, hemi-facial spasm, trigeminal neuralgia, brain tumors, skull base tumors, meningiomas, acoustic neuromas, pituitary tumors, and Chiari malformation.

William Cobb, MD, PhD, FAANS
Subspecialty Director, Neurosurgical
Oncology; and Assistant Clinical Professor,
The Neurological Institute of New York



Areas of specialization and expertise include Gamma Knife Icon, brain tumors, spinal tumors, and degenerative spine disease.

Rupa G. Juthani, MD
Subspecialty Director, Endoscopic Skull
Based Surgery; and Assistant Clinical
Professor, Neurological Surgery,
NYU Langone



Areas of specialization and expertise include neurosurgery, stereotactic radiosurgery, gamma knife radiosurgery, endoscopic pituitary and skull base surgery, benign and malignant brain tumor treatment, neuro-oncology, and trigeminal neuralgia treatment.

Radiation Oncologists

Chad M. DeYoung, MD
Co-Director, The Valley Hospital Gamma Knife Center; and Co-Medical Director, Department of Radiation Oncology; and Clinical Assistant Professor, The Icahn School of Medicine at Mount Sinai

Areas of specialization and expertise include Gamma Knife Icon, radiation oncology, stereotactic radiosurgery, benign and malignant brain tumor, trigeminal neuralgia, and arteriovenous malformation.



Michael F. Wesson, MD
Co-Medical Director, Department of Radiation Oncology; and Clinical Assistant Professor in Radiation Oncology, The Icahn School of Medicine at Mount Sinai

Areas of specialization and expertise include Gamma Knife Icon, radiation oncology, stereotactic radiosurgery, benign and malignant brain tumors, trigeminal neuralgia, and arteriovenous malformations.



Thomas Kole, MD, PhD
Attending Radiation Oncologist, Valley Medical Group; and Clinical Assistant Professor in Radiation Oncology, The Icahn School of Medicine at Mount Sinai

Areas of specialization and expertise include Gamma Knife Icon, radiation oncology, stereotactic radiosurgery, benign and malignant brain tumors, trigeminal neuralgia, and arteriovenous malformations.



Medical Physicists

Our medical physicists work collaboratively with our physicians, radiation therapists, medical dosimetrists, nurses, and others to ensure the safe and effective delivery of radiation therapy to our patients.



Julie Lo, MS dABR,
Chief Physicist




Matthew Worth, MS
dABR, Senior Physicist



Steven Johnson, MS dABR,
Senior Physicist



Peter Aydin, MS,
Junior Physicist

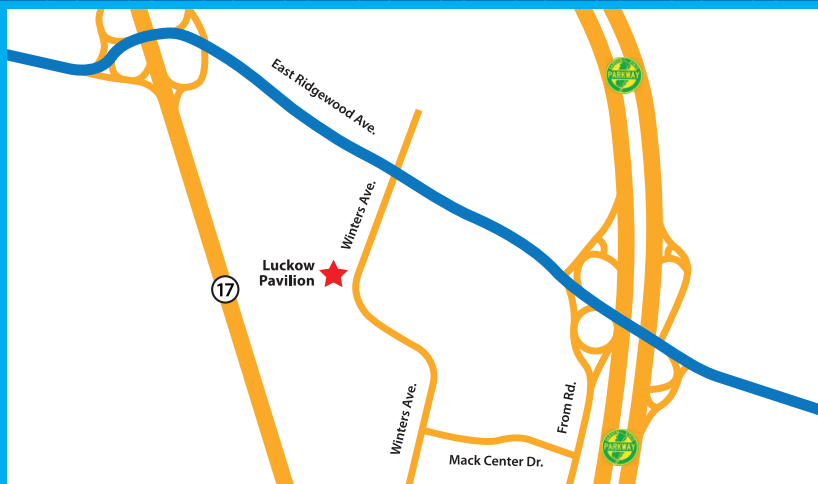


Ki Chak, PhD dABR,
Senior Physicist

Multidisciplinary Support Services

Our multidisciplinary care team includes a social worker, registered dietitian, financial advocates, radiation therapists, registered nurses, patient- and family-centered care specialists, and business associates. They work together to help coordinate your care, address needs for additional support and guidance, and ensure your experience is a positive one.

The Valley Hospital Gamma Knife Center is located in The Robert and Audrey Luckow Pavilion at One Valley Health Plaza in Paramus.



DIRECTIONS

From Valley Hospital Make a left onto Linwood Avenue. Take Linwood Avenue approx. 1 mile. After crossing Paramus Rd. bear right onto Rt. 17 South. Take Rt. 17 for 7/10 mile to the Ridgewood Avenue/Oradell exit. Make a right onto Ridgewood Avenue heading towards Oradell. At third traffic light make a right onto Winters Ave. The Pavilion is 1/10 mile on right.

From Rt. 17 South Take Rt. 17 to the Ridgewood Avenue/Oradell exit. Take Ridgewood Ave. towards Oradell. At third traffic light make a right onto Winters Ave. The Pavilion is 1/10 mile on right.

From Rt. 17 North Take Rt. 17 to the Ridgewood Avenue/Oradell exit. Get in left lane. At third traffic light make a right onto Winters Ave. The Pavilion is 1/10 mile on right.

From Rt. 4 Take Rt. 4 to Rt. 17 North. Take Rt. 17 to the Ridgewood Avenue/Oradell exit. Get in left lane. At third traffic light make a right onto Winters Ave. The Pavilion is 1/10 mile on right.

From Garden State Parkway North Take exit 163 to Rt. 17 North. Take Rt. 17 to the Ridgewood Avenue/Oradell exit. Get in left lane. At third traffic light make a right onto Winters Ave. The Pavilion is 1/10 mile on right.

From Garden State Parkway South Take exit 165 Ridgewood/Oradell. Take Ridgewood Ave. towards Ridgewood, get in left lane. At second traffic light make a left onto Winters Ave. The Pavilion is 1/10 mile on right.

Section 1557 – Notice of Nondiscrimination

The Valley Hospital complies with applicable Federal civil right laws and does not discriminate on the basis of race, color, national origin, age, disability, or sex. For more information, please visit ValleyHealth.com/Nondiscrimination.



The Valley Hospital Patient and Family Advisory Council has reviewed and approved this material to ensure that the patient and family perspective has been included.



The Valley Hospital Gamma Knife Center The Robert and Audrey Luckow Pavilion

One Valley Health Plaza
(off Winters Avenue)
Paramus, NJ 07652

201-634-5677
ValleyGammaKnife.com

2/24